

BB
BUSHBOARD



ZENITH

compact laminate worksurfaces

fully waterproof | super tough | amazingly versatile

A Bushboard Product

We have been developing kitchen and bathroom surfaces in the UK since 1935 and the idea that everyone deserves great design whatever their budget underpins our entire approach to surfacing.

When you buy a Bushboard product you are buying into our ethos of exceptional quality, exquisite design, excellent value and of course, first class customer care.

We want to ensure you get the very best from your new worksurfaces, so our Zenith products carry a 10 year guarantee. You can be sure your Zenith worksurface will look sensational for years to come.

Follow us on our social media channels:



BB
BUSHBOARD

Decor shown on cover: Worktop, Breakfast Bar & Upstand in **Cloudy Nova**

Designed to look, feel and perform like stone.

Zenith compact laminate surfaces are manufactured for toughness and beauty with a slim, solid 12.5mm thick core between marble, stone, sparkle and industrial inspired faces.

Every surface is fully waterproof, with a realistic texture and a solid coloured core, to create a real-material effect with all the benefits of a compact laminate: crafted in modular sizes, easy to install and a breeze to care for.

Super hardwearing with a beautiful finish, Zenith makes an ideal alternative to stone, marble and quartz in family kitchens designed with both form and function in mind.

The Zenith range comprises 20 sleek designs available in worksurface, breakfast bar, upstand and splashback formats, designed to work seamlessly together.



Decor shown: Breakfast Bar in **Torrano Marble**

Product Benefits



Marmo Grigio worktop with a matching full height splashback.



Cloudy Cement worktop with a matching upstand.



Chaux Sabl   Fizzy worktop with a matching upstand and integrated drainer grooves exposing the coloured core.



Cloudy Nova breakfast bar with functional overhang.



Marbre Veneto worktop with induction hob.




Rouille worktop and upstand with integrated drainer grooves and undermount sink.



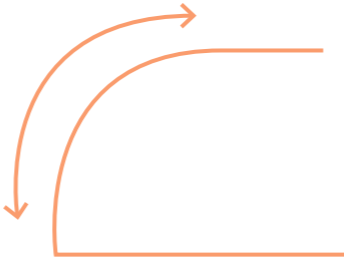
Waterproof

Zenith worktops and breakfast bars are 100% waterproof. They're ideal for installing undermount sinks, integrated drainer grooves and creating curved edges. Being watertight makes Zenith surfaces non-porous too, so spills wipe away without causing damage.



Hardwearing

Zenith is crafted in solid, slab-like modules. Each piece is super hardwearing against impact, abrasion and the wear and tear of family life.



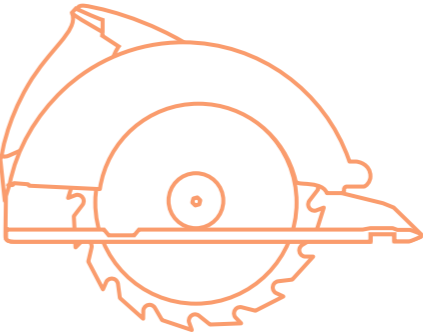
Versatile

Zenith can be cut into any shape and refinished with no need for additional edging. Use it for integrated drainer grooves, waterfall details, cladding and matching shelves or sills to create truly bespoke kitchen designs.

99.9%

Antibacterial

Finished with Antibacterial Protection as standard, Zenith worktops and breakfast bars are a hygienic choice. Antibacterial Protection is integrated as a resin during manufacture, not a coating, slowing down the growth of up to 99.9% of bacteria for the lifetime of the surface.



Easy Installation

Zenith surfaces can be easily fitted at home using standard installation tools, removing the complex and expensive fitting process normally associated with stone or quartz.



Easy Maintenance

Unlike stone or ceramic, Zenith surfaces require no complex care routine beyond regularly wiping with a damp cloth and a mild, everyday detergent to keep them clean.

Usage

Splashbacks

There's a matching splashback available for every design in the Zenith range, making it easy to continue your decorative surface seamlessly up the wall, fill the space and protect the paintwork. Please consult the installation guidelines when fitting Zenith splashbacks near or directly behind a hob.

Worktops

Super tough and super stylish, Zenith is easy to cut, fit and maintain, and is the ideal solution for flush undermount sinks and engraved drainer grooves.

Upstands

Add an upstand to carry your design from worktop to wall, and create a hygienic seal between horizontal and vertical surfaces.

Breakfast Bar

Every worksurface is also available as a breakfast bar, allowing you to create the perfect settings for entertaining and relaxed dining, that will integrate seamlessly with other furniture and the sleek harmony of open plan living.



Natural stone and elegant marble statements.

A timeless indicator of taste and luxury, marbles are updated for modern living on a slim Zenith profile.

These designs echo natural stone: large statement patterns create drama, delicate veins add elegance to a small space, and soft greys create a neutral backdrop. There's a Zenith solution to suit every space.

Zenith surfaces have a non-porous composition and come with Antibacterial Protection as standard. That means a hygienic finish with no special cleaning routine.

With Zenith, cultivated taste meets modern material, helping you achieve a sleek and stylish look that's practical too.

Decor shown: Breakfast Bar in **Roc de Molene**



Natural stone
and elegant
marble
statements.



Decor shown above:
Breakfast Bar in **Concrete Griffe**


Decor shown on right:
Worktop, Breakfast Bar & Splashback in
Marbre Veneto

Decors



Marmo Grigio

Texture: Extra Matt



Core: Dark Grey

A dark grey marble pattern with a solid, dark grey waterproof core and an extra matt texture.



Torrano Marble

Texture: Extra Matt



Core: Warm White

A white and grey marble design with realistic, delicate veining and a solid, waterproof warm white core.



Marbre Veneto

Texture: Extra Matt



Core: Warm White

A white and grey marble design with realistic, sweeping veins and a solid, waterproof warm white core.



Trieste

Texture: Extra Matt



Core: Cream

A beige stone design with realistic details in brown and a solid, waterproof cream core.



Marmo Treviso

Texture: Extra Matt




Core: Light Grey

A pale grey marble effect on a solid grey waterproof core with white veining snaking the surface, and an extra matt texture for a luxurious finish.



Roc de Molene

Texture: Roche




Core: Light Grey

A light grey concrete design with a roche finish, for a slightly rough texture, and a solid, light grey waterproof core.



Caldeira (Grey Core)

Texture: Extra Matt




Core: Dark Grey

A worn cement design with realistic markings and a solid dark grey core, with an extra matt finish.



Caldeira (Black Core)

Texture: Roche



Core: Black

A worn cement design with realistic markings and a solid, black waterproof core and a roche finish giving a slightly rough texture.



Cloudy Nova

Texture: Extra Matt




Core: Dark Grey

A dark grey marble design with realistic movement in shades of black and grey, with striking white veins, and a solid, waterproof core in dark grey.



Magma

Texture: Roche



Core: Black

A basalt stone design with a realistic fine-grained pattern and a solid, waterproof black core.



Decor shown: Worktop, Breakfast Bar & Upstand in **Boston**

Concrete, engineered & minimalist modernism.

Add the finishing touch to an urban industrial inspired space with a concrete, engineered or contemporary sparkle Zenith design.

Slim, sleek and minimal, Zenith helps smooth the sightlines between your kitchen surfaces and your furniture, elongating rooms and making indoor spaces work harder at being stylish rather than utilitarian.

Quick and simple to install, Zenith can be cut to follow curves and shapes without the need for edging, meaning you can achieve a minimalist, showroom look without the high price tag.



Concrete,
engineered
& minimalist
modernism.



Decor shown above:
Worktop & Splashback in **Tectonica Fizzy**

Decor shown on right:
Worktop & Breakfast Bar in **Noir**

Decors



Chaux Sablée Fizzy

Texture: Extra Matt



Core: Light Grey

A pale cement design with realistic depths, overlaid with a sparkle finish and a solid, waterproof core in light grey, for a glamorous twist on an industrial style.



Tectonica Fizzy

Texture: Extra Matt



Core: Light Grey

A concrete design with realistic markings, overlaid with a sparkle finish and a solid, waterproof core in light grey gives an industrial chic finish.



Cloudy Cement

Texture: Extra Matt



Core: Light Grey

A concrete design with realistic markings and a solid, waterproof light grey core.



Concrete Griffé

Texture: Extra Matt



Core: Light Grey

A grey concrete design with hints of taupe and a solid, waterproof light grey core.



Blanc Crystal

Texture: Fusion



Core: Cold White

A pure white design with a fusion texture that adds a slightly raised finish and plays with light to create a gentle shimmer. Blanc Crystal has a solid, waterproof cold white core.



Boston

Texture: Granite




Core: Light Grey

A grey stone design with terrazzo effect details in shades of grey, with a solid, waterproof light grey core.



Woodstone Grey

Texture: Granite



Core: Black

A grey stone design with natural imprint effect and a solid, waterproof black core.



Rouille

Texture: Granite



Core: Black

A volcanic stone design with realistic fine grain patterns and a solid, waterproof black core.



Painting Brown

Texture: Extra Matt



Core: Light Brown

A worn concrete design with realistic details in shades of brown and a solid, waterproof core in light brown.



Noir

Texture: Fusion



Core: Black

A solid black layer below a black fusion texture gives speckled texture and subtle sparkle; Noir comes with a solid black core.

Availability Chart

ZENITH DECOR	TEXTURE	CORE COLOUR	COMPLETE	3050 x 610 x 12.5mm Worksurface	3050 x 650 x 12.5mm Worksurface	3050 x 900 x 12.5mm Breakfast Bar	3050 x 950 x 12.5mm Breakfast Bar	3050 x 100 x 12.5mm Upstand	3000 x 600 x 9mm Splashback
Blanc Crystal	Fusion	Cold White	Ice White		●		●	●	●
Boston	Granite	Light Grey	Silver Grey		●		●	●	●
Caldeira (Black Core)	Roche	Black	Mushroom		●		●	●	●
Caldeira (Grey Core)	Extra Matt	Dark Grey	Mushroom		●		●	●	●
Chaux Sabl�� Fizzy	Extra Matt	Light Grey	Silver Grey		●		●	●	●
Cloudy Cement	Extra Matt	Light Grey	Silver Grey	●		●		●	●
Cloudy Nova	Extra Matt	Dark Grey	Basalt Grey		●		●	●	●
Concrete Griff��	Extra Matt	Light Grey	Pewter Grey		●		●	●	●
Magma	Roche	Black	Jet Black		●		●	●	●
Marbre Veneto	Extra Matt	Warm White	Silver Grey		●		●	●	●
Marmo Grigio	Extra Matt	Dark Grey	Silver Grey	●		●		●	●
Marmo Treviso	Extra Matt	Light Grey	Silver Grey	●		●		●	●
Noir	Fusion	Black	Jet Black		●		●	●	●
Painting Brown	Extra Matt	Light Brown	Fudge / Mushroom		●		●	●	●
Roc De Molene	Roche	Light Grey	Pewter Grey		●		●	●	●
Rouille	Granite	Black	Chestnut		●		●	●	●
Tectonica Fizzy	Extra Matt	Light Grey	Silver Grey		●		●	●	●
Torrano Marble	Extra Matt	Warm White	Silver Grey		●		●	●	●
Trieste	Extra Matt	Cream	Vanilla		●		●	●	●
Woodstone Grey	Granite	Black	Silver Grey		●		●	●	●

Complete Adhesive & Sealant

Complete Adhesive and Sealant

We know the importance of the final installation, that's why we've developed Complete, our bespoke adhesive and sealant products which should be used when installing Zenith.

Complete bonds and seals worksurfaces, upstands and splashbacks, and is available in a range of colours, developed to complement the designs in our product range. Choose from our recommended colour chart or select your own to complete your kitchen project and achieve a truly professional look.



Jet Black

Basalt Grey

Pewter Grey

Silver Grey

Ice White

Vanilla

Fudge

Mushroom

Chestnut

More great reasons to buy Bushboard

At Bushboard we're passionate about everything we do and we're always here to help.

We invest heavily in high quality manufacturing and work with the best materials and suppliers. Our values of partnership, loyalty and an ethical approach mean we do what's right; that's why we've been around since the 1930s.

Even after Bushboard products arrive in your home we strive to assure a quality installation. Our Complete adhesive and sealant range is designed to make your installer's life easier and assure a quality long-lasting installation for you.

Quality

Manufacturing with the finest materials is what gives Bushboard worksurfaces their signature quality. Whilst beautiful and stylish to look at, they are also constructed to cope with the wear and tear of everyday living.

Care & Maintenance

Our worksurfaces are so easy to maintain. On a day-to-day basis all you need to do is wipe them down with a moist cloth and your favourite mild detergent. For more stubborn marks, such as fruit juice and coffee, leave the detergent to soak on the surface for a little while before rinsing thoroughly.

Your worksurface can become damaged if mistreated, so we recommend some sensible measures like placing hot pans or casserole dishes on protective mats and mopping up spills quickly. As with any worksurface, you should avoid chopping, cutting or placing hot items directly on to the surface.



Here to help

Choosing a new kitchen is an exciting time and we have all the tools you need. You want to get your new kitchen right and we want to help.

Head to our Design Studio online to try out your favourite decor combinations in a range of kitchen settings by placing worksurface, splashback and upstand designs.

www.bushboard.co.uk/design-studio



Sampling

Choose up to six of your favourite designs to sample for free!

Use our sampling service to see how Zenith designs look and feel in real life and plan your perfect kitchen combination.

Your retailer can request these for you or you can order them directly to your home by visiting our website.

www.bushboard.co.uk

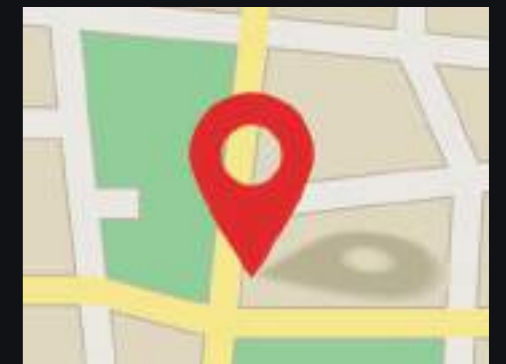


Our retail partners

We have thousands of retail partners waiting to help you with your new kitchen plans.

Enter your postcode into our Find a Retailer search page to find your nearest locations.

www.bushboard.co.uk/home-owners



10-year guarantee

Zenith worksurfaces carry a 10-year guarantee. Bushboard will make good by repair and/or replacement (at its discretion) any Zenith product of its manufacture which can be shown to have failed by reason of defects in its manufacture, subject to fair wear and tear, provided the product has been installed and used in accordance with the manufacturer's instructions and that the products are used for their intended purpose. Proof of date and place of purchase required. This guarantee is in addition to your statutory rights as a consumer and does not affect your rights in any way.



www.bushboard.co.uk tel: 01933 232 272 businesssupport@bushboard.co.uk

@bushboard facebook.com/bushboard @bushboard Bushboard2353 Bushboard

The company reserves the right to change specifications at any time, without notice. Every effort has been made to achieve faithful representations of our products in this brochure, but due to printing limitations we recommend seeing samples of the actual material before purchasing.

395949 / August 2021

www.bushboard.co.uk

01933 232 272

